

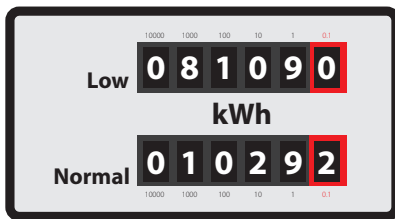
How best to use your Economy 7 tariff

Economy 7 is the name of a time-of-use electricity tariff which provides cheaper off-peak electricity for 7 set hours usually between midnight and 7am. At other times electricity is charged at a more expensive peak rate.

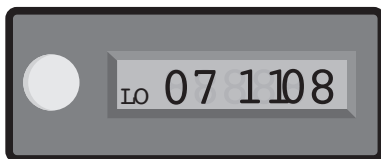
Used correctly Economy 7 can help you save money, however it may not be a suitable choice if most of your electricity demand is during the day.

As a rough rule of thumb for Economy 7 to be economical for you, you should use at least 40% of your electricity at night. Take advice on the suitability of the tariff from your energy supplier.

You can tell if you are on an Economy 7 tariff because your meter and bills will show either:



Two meter readings:
A **low** or **off-peak** rate and
a **normal, high** or **on-peak** rate



An electronic Economy 7 meter will have a **button to press** to see each rate.

I have Economy 7 Automatic, what is it?

More modern electric storage heaters may have controls that regulate the amount of electric charge the heater draws at night, depending on the temperature. This is called **Automatic** or **'Auto-set'** and means that the input is controlled by a thermostat. In this case the setting you choose will be adjusted slightly to account for the weather



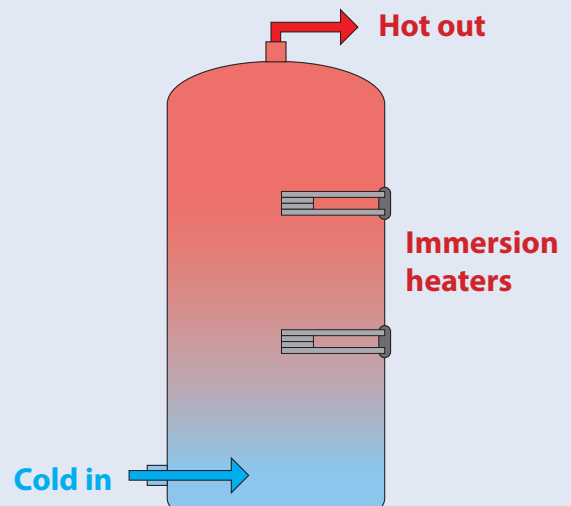
Hot water cylinder

If your hot water is heated by electricity you will have an immersion heater. For those on the Economy 7 or 10 tariff this will likely be a dual or twin immersion heater with one immersion heater at the bottom to heat the whole tank and one 3/4 of the way up the tank to heat a smaller volume of water if and when it is needed.

Using a timer/controller, the immersion heater uses Economy 7 or 10 'off-peak' electricity to heat up a full cylinder of water during the night which is stored for use the following day and evening.

If more hot water is needed during the day, using the boost switch, the top immersion heater will heat a smaller volume of water using 'peak rate' electricity.

Check you have good insulation on your hot water cylinder to ensure the water stays hot until you want to use it. Fitting a new cylinder jacket is both cheap and easy. The jacket should be at least 80mm thick, as approved to British Standard BS5615: 1985. New cylinders will already be foam-insulated.



Top tip

Do not leave a peak rate immersion heater switched on when it isn't needed. You will waste a lot of money keeping water hot when you don't need it.

Night storage heaters

Many properties use electric night storage heaters as an alternative to gas central heating. The storage heater uses Economy 7 or Economy 10 tariff and heats up using a less expensive electricity tariff rate (night time) and then gradually releases the heat the following day.

To make sure you can manage your heating you must set the controls correctly.



1 Input or charge — control regulates the amount of heat that is stored up during the night. It should be set higher in cold weather and turned down in warmer weather.

2 Output or boost — control regulates the rate at which the stored heat is released. It should be left on a low setting during the day and then turned up in the evening if more heat is needed.



3 Timer/clock/controller — Your hot water cylinder may have a timer/clock/controller. This can be used to give you extra control over your water heating. The timer can be used to programme when the immersion heater comes on and goes off. This could help you to save money as you may only need a small amount of hot water in the morning or much later on in the evening.

4 Boost switch or dial — will turn your immersion heater on for an hour to give you some additional hot water if needed throughout the day. This will use 'on-peak' electricity and is really only for use when the hot water has run out during the day.

Due to the expense of on-peak electricity, don't use the boost setting except when you really need the extra hot water.

5 If you use a time-clock it may be necessary to adjust its setting to allow for British Summer Time (BST)

Night time		Day time		Evening	
Input	Set to high in cold weather	Input	As for night time	Input	As for night time
Output	Set to low	Output	Set to low unless extra heat is needed	Output	Set to high if needed but set to low again by midnight

Economy 10 tariff

Economy 10 is another 'time of use' energy tariff that gives a cheaper night rate, but it is not as widely used as Economy 7.

Economy 10 tariff provides 10 set hours of cheaper 'off-peak' electricity:

- ♦ **3 hours** of cheaper electricity in the afternoon
- ♦ **2 hours** in the evening and
- ♦ **5 hours** through the night

To get an Economy 10 tariff you must have an Economy 10 meter. These are different to both a standard and Economy 7 meter as they have additional capability, which enables them to measure the consumption of electricity between the set Economy 10 specified by the supplier.

Not all suppliers offer tariffs that support Economy 10.

There may be a choice of other tariffs that can be used for storage heating so it is worth asking your supplier.